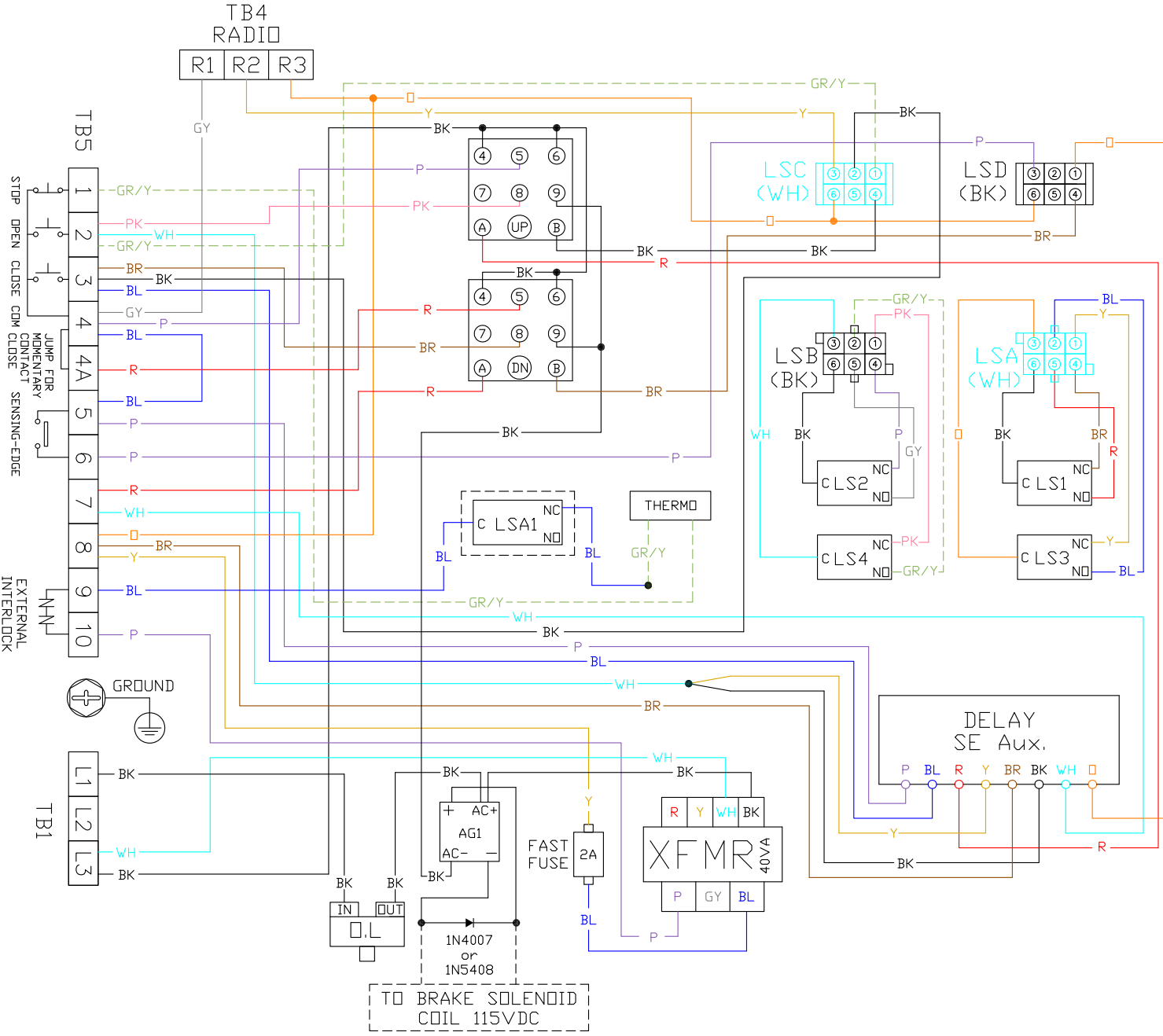


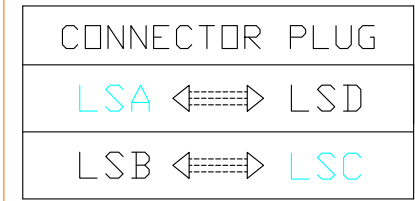
# MG Operator 115VAC 1 Phase Right Hand For 1/3HP, 1/2HP and 3/4HP

EM 104 R



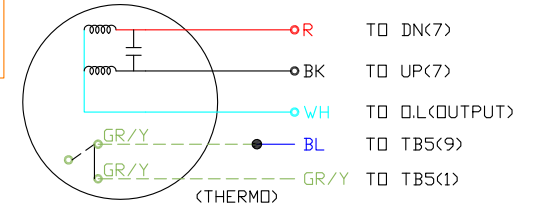
**NOTES:**

- UP-OPEN RELAY (COIL 24VAC)
- DN-CLOSE RELAY (COIL 24VAC)
- LSA-LS1 & LS3 MICROSWITCH CONNECTOR
- LSB-LS2 & LS4 MICROSWITCH CONNECTOR
- LSC-OPEN CONTROL CONNECTOR
- LSD-CLOSE CONTROL CONNECTOR
- LSA1-MANUAL CUT-OFF MICROSWITCH



**TERMINAL NUMBER:**

- 1 CONTROL STATION-STOP
- 2 CONTROL STATION-OPEN
- 3 CONTROL STATION-CLOSE
- 4 CONTROL STATION-COMMON
- 4&4A JUMP FOR MOMENTARY CONTACT CLOSE
- 5&6 SENSING-EDGE (S.E.) CONNECTION
- 7&8 DOOR CLOSING WARNING SIGNAL 24VAC
- 9&10 EXTERNAL INTERLOCK



115V 1 PHASE  
MOTOR CONNECTION